



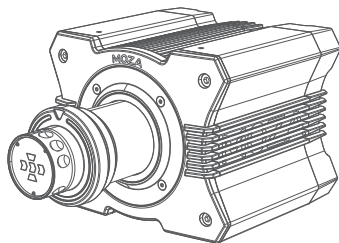
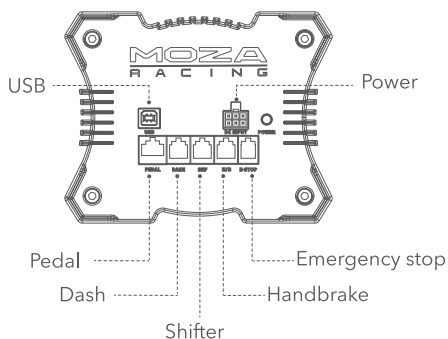
## R12 Direct Drive Wheel Base



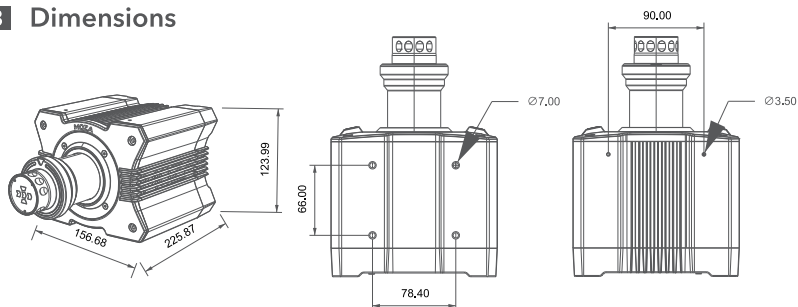
## 01 Product Introduction

- Peak Torque: 12 N·m
- Professional Direct Drive System
- Lightweight Design
- Ultra-low Static Torque
- Aviation-grade Aluminum Alloy Body
- Intelligent Temperature Control
- Moza Pit House Control Suite
- Mobile APP Cloud Control

## 02 Base Connection Ports



## 03 Dimensions

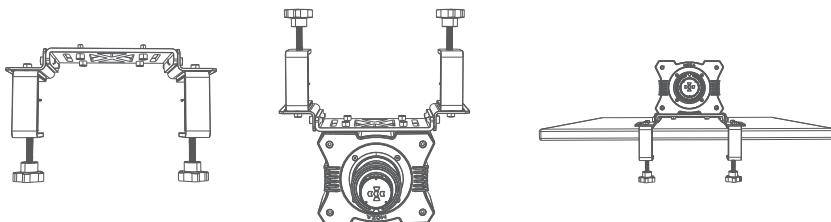


## 04 Base Installation Guide

1. Attach the base to the rig mount using either 2 or 4 screw holes on the bottom.
2. Insert the power and USB cables into the corresponding ports on the rear of the R12 Wheelbase and connect the USB cable to an available port on the PC.
3. Short press the power button on the rear of the base to turn it on.
4. Download and install the latest version of the MOZA Pit House software from the Help Center of the MOZA Racing official website ([www.mozaracing.com](http://www.mozaracing.com)) to start your racing journey.
5. For more information and instructional videos, please visit our official website at [www.mozaracing.com](http://www.mozaracing.com)

## 05 Desk Clamp Installation Guide

Align the 4 holes on the base and clamp and use the 4 supplied screws to attach them both securely. Place the clamp and base into position on the desk and fully tighten the knobs until the base is secure enough to prevent movement during use.



## 06 Precautions

To ensure safe and proper use of this device, please follow these guidelines:

- Do not expose the device to liquids or humidity as it may cause fire or electric shock.
- Avoid using the device in direct sunlight.
- Keep the indoor temperature between 15°C ~ 35°C for optimal performance.
- For your safety and well-being, please monitor your gaming time and take breaks as needed.
- This device is not suitable for children under 6 years old due to small accessories that may pose a choking hazard. Children under 13 must be accompanied by their parents while using this device.
- Do not disassemble the equipment yourself as doing so will void your warranty.
- Connect only with factory-equipped power supply to ensure safe electricity usage and protect user rights and interests.
- Parts repair or replacement can only be carried out by officially authorized repair centers

to maintain safety standards.

- The use of non-standard power supplies is prohibited even if the relevant voltage and other data match.
- Exposure of the equipment to heat sources is prohibited.
- Unplug the unit from the power cord and disconnect it if it is not to be used for a long period of time.
- If you observe any abnormalities, please stop using it immediately and seek assistance from MOZA officials or the authorized center relevant to your concern.
- Stay tuned to the MOZA website and public platform for the latest product information.

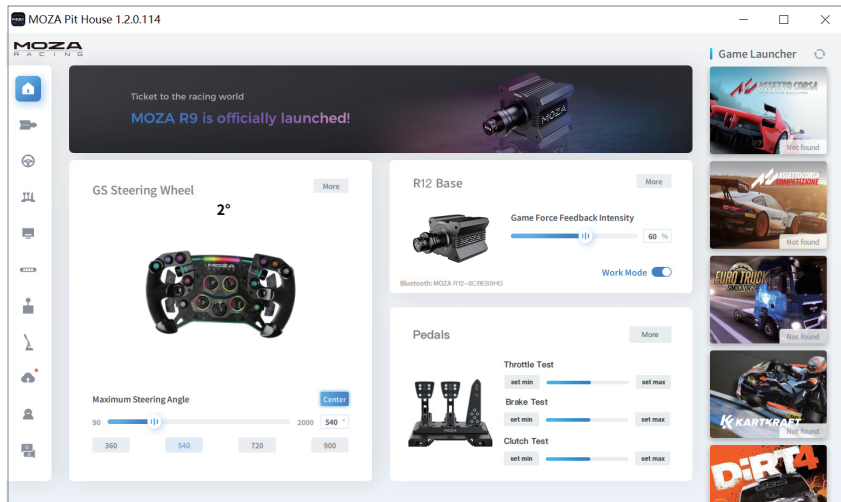
**⚠ This product use is limited to activities related to simulated driving, please distinguish between simulated games and reality to ensure safe driving**

## 07 Packing List

- Wheelbase
- Power Adapter
- Power Cable
- USB Cable
- Tool Kit
- Dust Bag
- MOZA Stickers

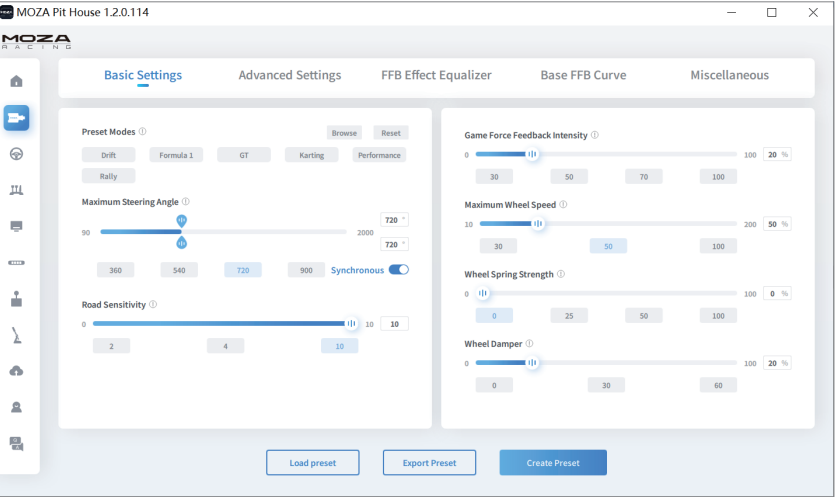
## 08 Software Introduction

The main page allows you to check the working status of your connected devices and adjust settings. Additionally, you can quickly start games from this page.

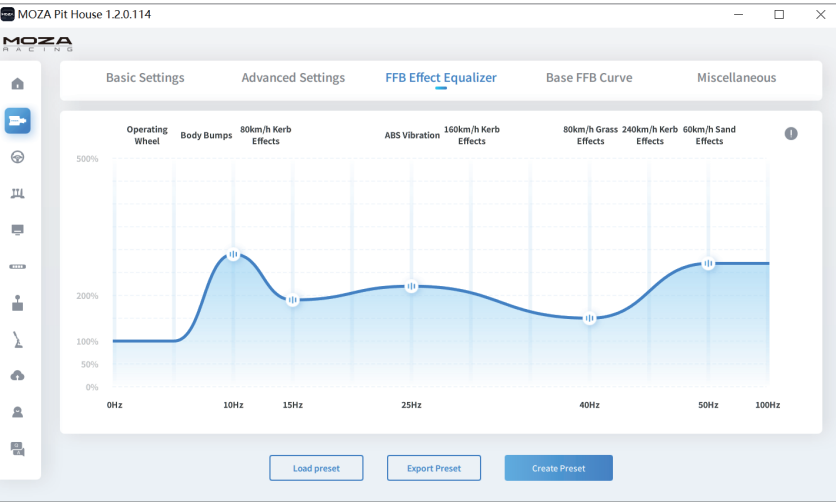




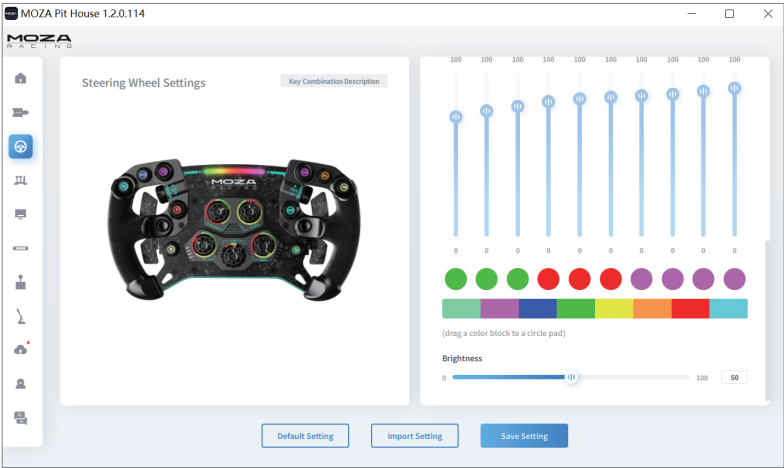
With both click and go presets to fully customizable advanced tuning, everyone from beginners to pro drivers can easily find that perfect setup.



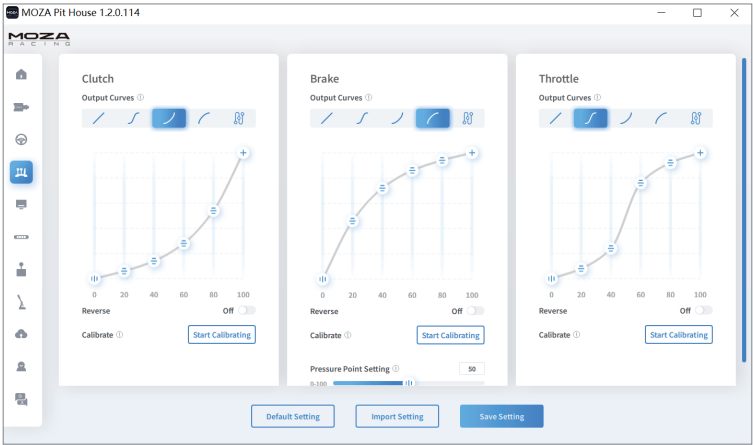
Customize force feedback in our FFB Effect Equalizer section, to ensure you get exactly the right feel for every condition.



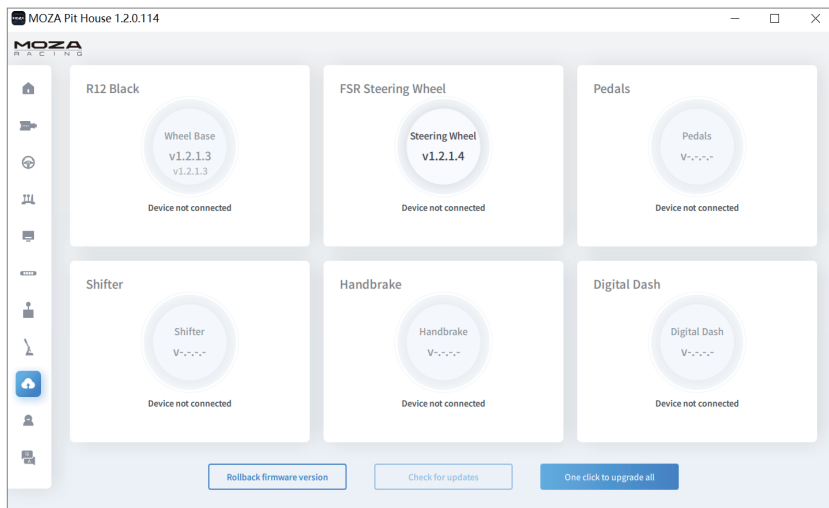
You can customize the color of the steering wheel shift indicator through the control center, and also adjust when the color changes based on your shifting habits.



We offer a range of pedal output curves to cater to individual preferences.



One click updates the MOZA Racing ecosystem, enjoy the latest features with ease.



\* For more detailed instructions, please visit the MOZA website ([www.mozaracing.com](http://www.mozaracing.com)) and download the user manual from our help center page.

## 09 Specification

Supported Platform: PC

USB Refresh Rate: 1000 Hz

Drive Type: Direct Drive

App Function: Supported

Max Wheel Rotation: Limitless

Quick Release: Supported

Housing Material: Aviation-grade Aluminum Alloy

Housing Color: Black

Peak Torque: 12Nm

Input Voltage: 110v-220v AC →36V DC

Fixing Method: 4 hole bottom mount

Firmware Online Update Function: Supported

Desk Clamp: Included

Accessories: Manual, warranty card, power supply, USB cable, tool kit

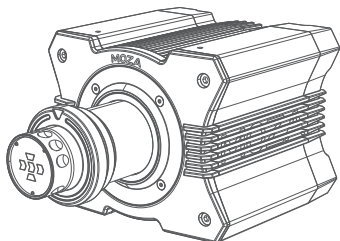
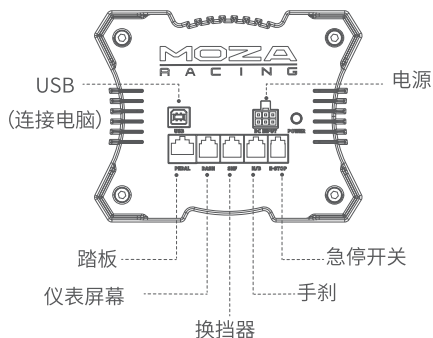
## **10 Additional Notes**

- This product features high force feedback strength and contains small parts, making it unsuitable for children to use without parental guidance.
- Please keep the product away from loose clothing and easily entangled objects, such as hair, cables, or skirts.
- The MOZA R12 comes ready to use straight out of the box with the latest firmware already installed. For more information on software updates, please visit our website.
- Note that this manual serves only for demonstration purposes and not marketing purposes. It provides a general description of a single product (including related series). When purchasing, kindly refer to the actual product for accurate details.
- The product pictures and content shown above are for demonstration purposes only. Please note that the actual product may have slight differences in external design (including but not limited to appearance, color, size) and content display (including but not limited to background, UI, pictures). For accurate details about the product, please refer to the physical item.
- The test data provided above are sourced from MOZA's testing laboratory. However, due to usage conditions and environmental factors, they may not accurately reflect actual performance factors.
- Please be aware that all contents such as descriptions or pictures are subject to change without prior notice. MOZA reserves the right to adjust relevant content according to the performance and specifications of the actual product in order to provide more accurate information. Product availability may fluctuate due to unforeseen issues during bulk processing or delivery. In such cases where changes need to be made regarding descriptions or pictures related to products without prior notice.

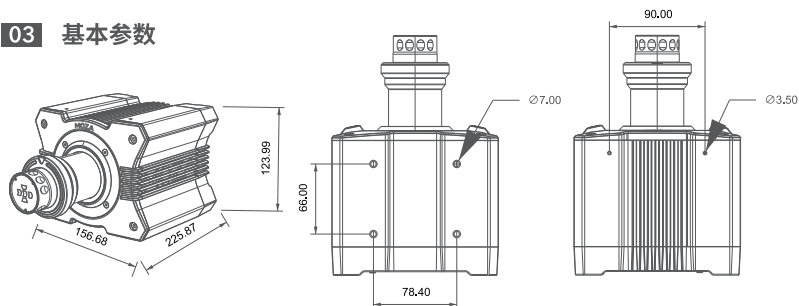
## 01 产品介绍

- 12牛米超强扭矩
- 专业伺服直驱系统
- MM轻量化高扭矩设计
- 超低转矩脉动和齿槽转矩
- 航空级铝合金机身
- 智能电机温控系统
- MOZA Pit House专业模拟控制中心
- 手机APP控制

## 02 基座接口介绍



## 03 基本参数

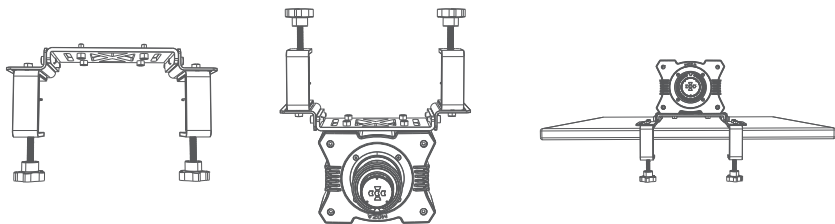


## 04 安装教程

1. 将基座通过底部2~4个螺丝孔固定到模拟器支架上。
2. 将电源线、USB线Type-B端分别插入R9基座尾部对应接口上, 电源线另一端接入220V电源插口, USB线Type-A端接入PC。
3. 短按R12基座尾部的电源按钮开机。
4. 在MOZA Racing官网 ([www.mozaracing.com](http://www.mozaracing.com)) 的帮助中心下载最新版本的MOZA Pit House软件并安装, 即可开启您的赛车之旅。
5. 更多信息和教学视频请登录官网 ([www.mozaracing.com](http://www.mozaracing.com)) 进行查阅。

## 05 桌面夹安装教程

将基座底部的四个螺丝孔对准桌面夹上的安装孔位, 然后使用4颗螺丝将其固定到桌面夹上, 调整桌面夹上的旋钮并使其夹紧到桌面上, 夹住桌面后务必再次拧紧旋钮使其彻底固定, 以免在激烈的模拟驾驶中桌面夹松动与脱落。



## 06 注意事项

- 严禁将设备暴露在雨水以及潮湿的环境中, 以避免发生火灾/电击
- 严禁在太阳直射的条件下使用设备
- 建议室内温度: 15°C ~ 35°C
- 为了您的健康, 请合理控制游戏时间
- 设备不适用于6岁以下儿童, 小配件可能造成窒息的危险!
- 13岁以下孩童需在家长陪同下使用
- 严禁自行拆解设备, 否则将失去质保资格
- 设备必须使用配套出厂的电源进行连接, 以保障用电安全及用户权益得到保障
- 为保障相关安全, 零部件维修或者更换只能由官方授权维修中心进行
- 即使相关电压等数据匹配, 亦禁止使用非标准电源

- 只能使用标准壁式电源插座提供的交流电源以避免对产品造成损坏。
- 禁止将设备暴露在热源中。
- 长期不使用的情况下, 请拔出设备电源线断电
- 如发现有任何异常, 请立即停止使用并寻求 MOZA 官方或相关授权中心的帮助
- 请关注 MOZA 官网及公众平台以了解最新的相关产品信息

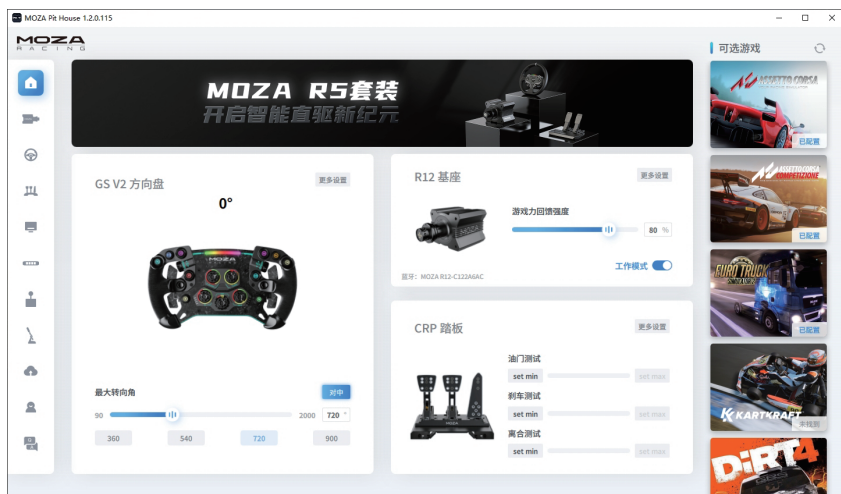
**⚠ 本产品仅限于模拟驾驶相关活动, 请区别模拟游戏与现实, 安全驾驶。**

## 07 包装清单

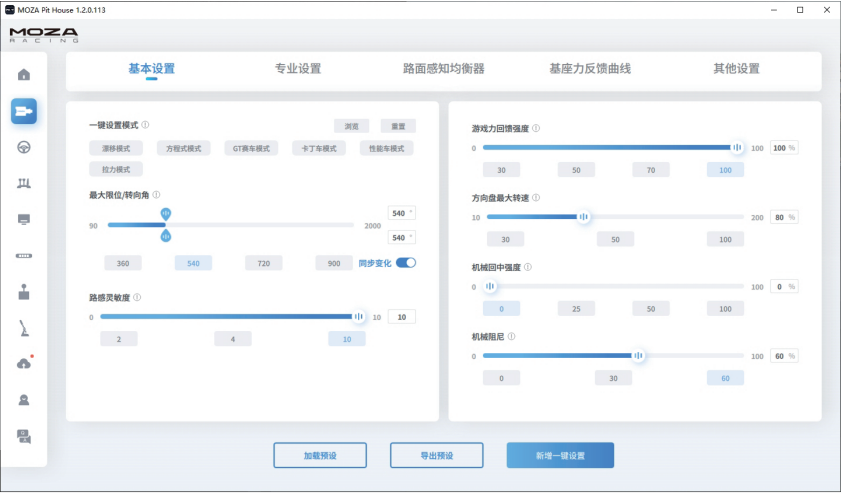
- 基座主机
- 电源适配器
- 电源线
- 数据线
- 螺丝工具包
- 布袋
- MOZA贴纸

## 08 软件介绍

主页面查看已连接的设备工作状态, 设置基座转角, 力反馈, 踏板, 方向盘与仪表等, 同时可以快速启动游戏



基础设置帮助入门玩家快速匹配合适的手感；专业设置让高阶玩家调出惊喜的专属力反馈效果。

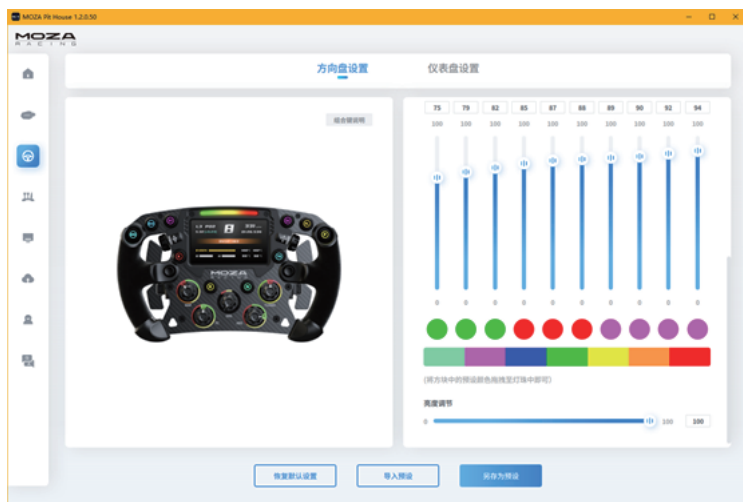


创新性的推出路感均衡器系统,用户可以根据喜好与不同场地环境调节方向盘的路感反馈

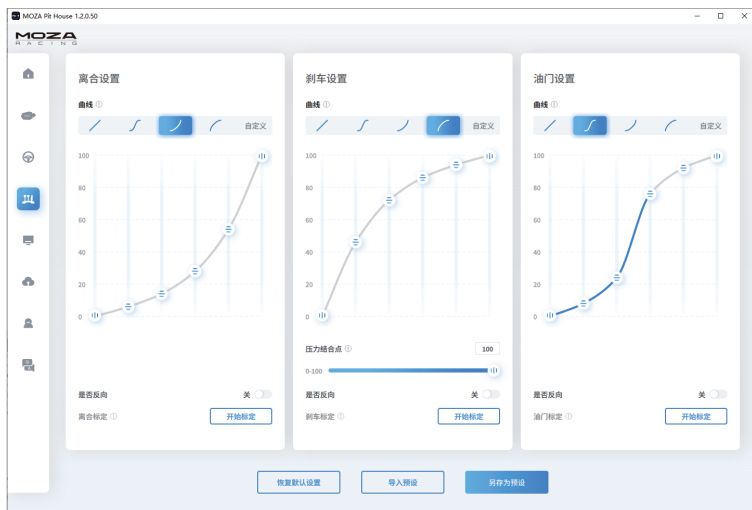




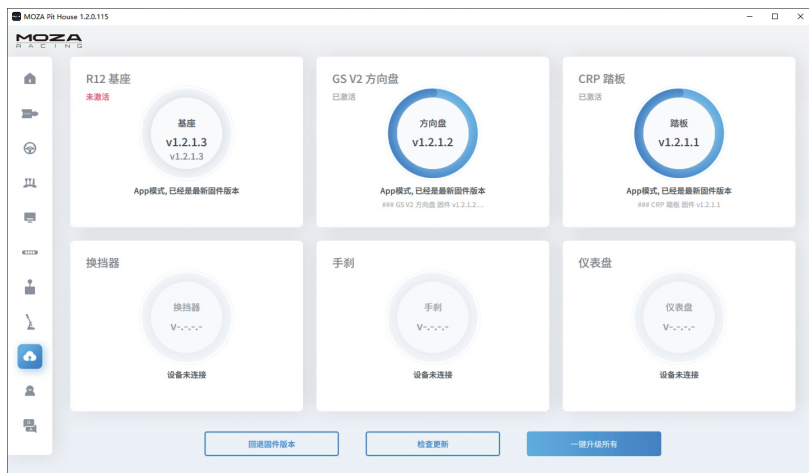
可在控制中心随心所欲地选择方向盘换挡指示灯颜色, 根据换挡习惯设置颜色变化时机



快捷调节踏板行程, 丰富脚感满足个性化需求



一键完成MOZA Racing生态系统固件升级, 轻松享受最新的功能体验



\*详细软件使用说明, 请访问MOZA官网 (MOZARACING.COM) 帮助中心页面下载详细说明书

## 09 规格表

支持平台: PC

驱动形式: 直驱

最大转角: 无限圈

外壳材料: 航空级铝合金

外壳颜色: 黑色

最大扭矩: 12牛米

输入电压: 110V~220V AC → 36V DC

USB刷新率: 1000Hz

APP功能: 支持

快拆: 支持

配件: 说明书及保修卡, 电源, 数据线, 工具包

固定方式: 底部4个孔

桌面夹: 标配

固件在线升级功能: 支持

## 10 补充说明

- 本产品力反馈强度高,零件小。儿童在没有父母指导的情况下禁止使用。
- 应远离宽松的衣物和容易缠绕的物体,比如头发、电缆、裙子等。
- MOZA R12开箱后即可使用。固件在出厂时会更新到最新版本。更多关于软件更新的信息,请访问MOZA网站。
- 本说明书仅供演示用途,不能作为市场推广用途。它是一个单一产品的一般说明(包括相关的系列产品)。购买时请以实物为准。
- 以上产品图片及内容仅供演示之用。实际产品的外部设计可能略有不同(包括但不限于外观、颜色、大小)和内容显示(包括但不限于背景、UI、图片)。请检查实际产品供参考。
- 以上测试数据均来自MOZA测试实验室,由于使用条件和环境原因,可能无法反映实际性能的因素。
- 以上内容,如描述、图片等,可能会有更改。MOZA可能会根据实际产品的性能和规格来调整相关内容,以提供更准确的产品信息。由于在批量处理或交付过程中出现不可预见的问题,产品供应可能会发生波动。在这种情况下,MOZA可能会改变相关说明和图片,如有需要恕不另行通知,请通过官方渠道了解相关信息。

## 产品保修卡

产品型号		购买日期	
用户姓名		用户电话	
产品条码		通讯地址	

经销商信息(签章)

## 产品保修条例

### 保修期

自购机日起, 基座主体, 方向盘, 踏板和仪表显示屏保修12个月。设备外壳、说明书、线材、螺丝、扳手、包装等不在"一年免费保修服务"范围内, 但您可以选择有偿服务。

购买者在以下条件下不享受免费保修服务, 但您可以选择有偿服务。

1. 超过三包有效期的 ;
2. 无三包凭证及有效发票的, 但能够证明该产品在三包有效期内的除外 ;
3. 包修凭证上的型号与修理产品型号不符或者涂改的 ;
4. 非本公司特约维修人员拆动造成损坏的 ;
5. 因不可抗力造成损坏的 ;
6. 未按产品使用说明书要求使用、维护、保养而造成损坏的。

保修期限鉴于产品部位、不同国家法律法规等差异, 将有所不同。相关国家与区域的保修期限, 请咨询MOZA官方或购买时联系的MOZA授权经销商。

